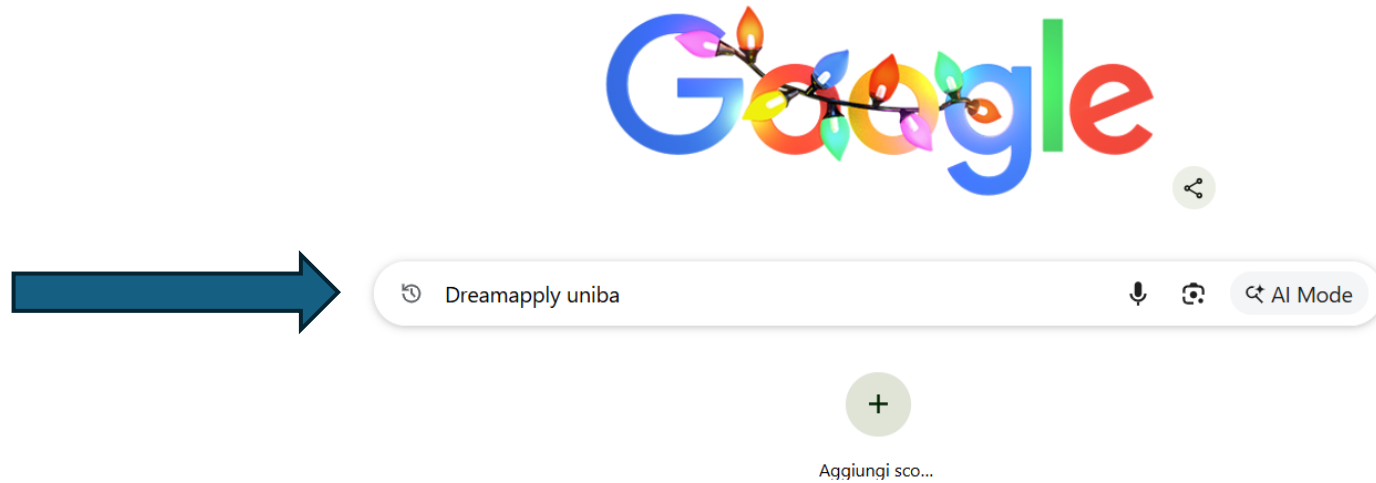




**UNIVERSITÀ
DEGLI STUDI DI BARI
ALDO MORO**

**Guide for applying
on the DreamApply platform
of Università di Bari Aldo Moro**

U.O. Studenti Internazionali
Direzione Offerta Formativa e Servizi agli Studenti
Università degli Studi di Bari “Aldo Moro”



- ✓ Open your search engine
- ✓ Type “DreamApply UNIBA” in the search bar



dreamapply uniba



AI Mode **Tutti** Immagini Video Notizie Video brevi Libri Altro ▾ Strumenti ▾

 Università degli Studi di Bari Aldo Moro
<https://apply.uniba.it>

University of Bari Aldo Moro - Uniba

Admin login Advisor login DreamApply student admission software. cancel. Save ... I CHOOSE UniBA.
to write the story of my life. select all. select all.

[Find courses](#)

Admin login Advisor login DreamApply student admission ...

[Apply online!](#)

Admin login Advisor login DreamApply student admission ...

[Check the documents required ...](#)

Admin login Advisor login DreamApply student admission ...

[Report accessibility issue](#)

If you experience any accessibility shortcoming in the DreamApply ...

[Italiano](#)

DreamApply is committed to delivering a high quality user ...

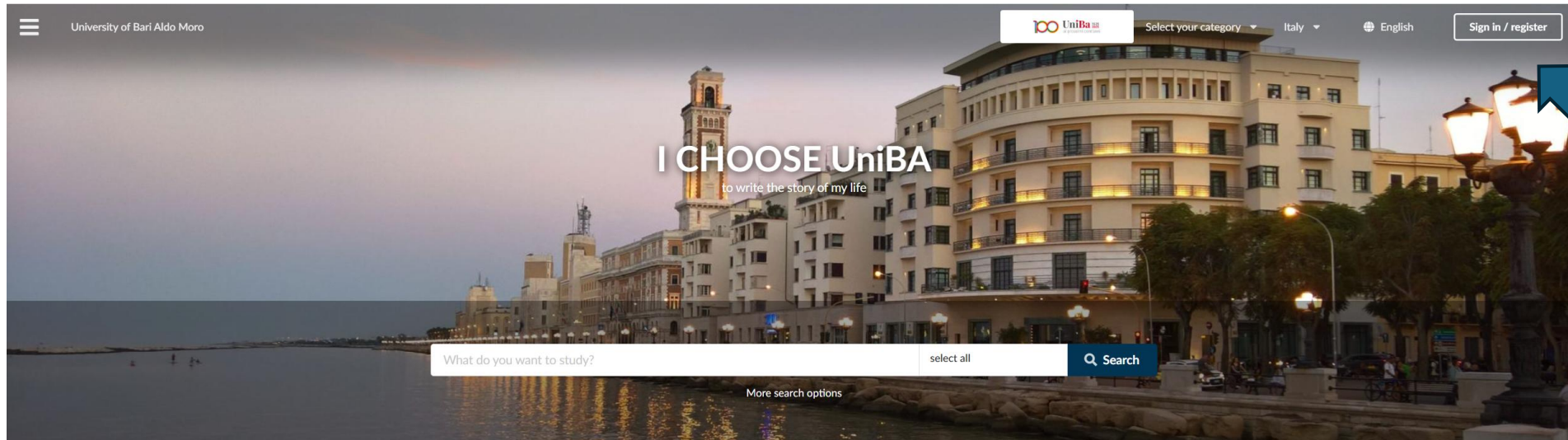
[Altri risultati in uniba.it »](#)



 Click on the link in the image above to access our platform

<https://apply.uniba.it/>






UNIVERSITY OF BARI APPLICATION SYSTEM

The University of Bari Aldo Moro was founded in 1925 and is attended today by about 60,000 students, across the Bari, Brindisi, and Taranto campuses.

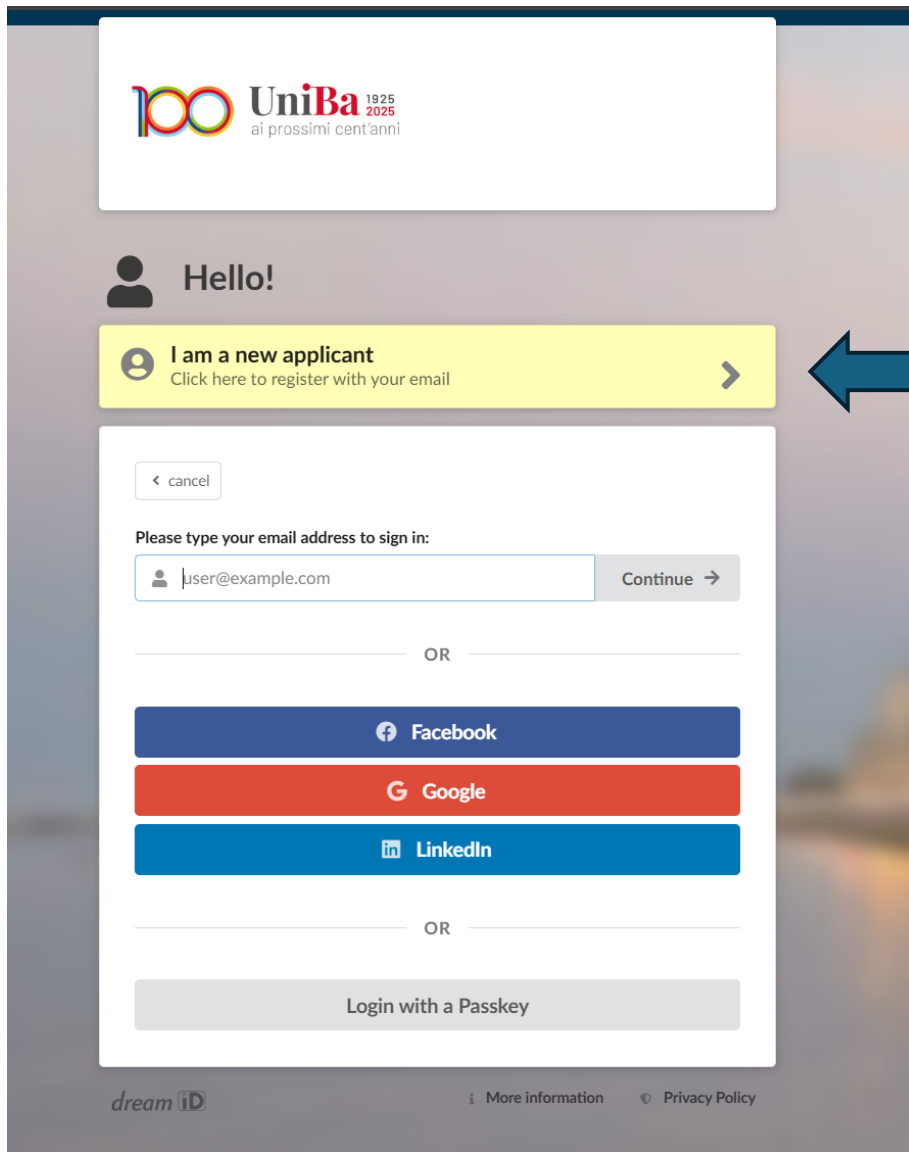
The University was named after one of its most famous students, the statesman Aldo Moro. Moro taught Criminal Law at the University of Bari for several years.

The university offers various courses for undergraduate, graduate and post-graduate students. Aside from teaching, the university is also focused on scientific research at the doctorate level. The University of Bari research centres are highly-interactive, having connections among different departments, universities, and other research centres.

Visit our official website: [University of Bari Aldo Moro](https://www.uniba.it)



✓ Click the “Sign in / Register” button at the top right



✓ Click on the option “I am a new applicant” to begin creating your account



 Hello!

[← cancel](#)

Please type your email address to register:

 user@example.com

Register →

On the next page, you will receive a verification message to this email address that allows you to continue the registration process.



[i More information](#)

[Privacy Policy](#)

- ✓ Fill in the email address you want to use for applying on the platform
- ✓ Click on the “Register” button

✓ Please check your mailbox!



You are logging in as:

[← back](#)

We have sent a one-time login link to your email address.
Please go to your email inbox, find the email and click the link in order to continue the registration process.

If you are asked for a PIN code, please use this:

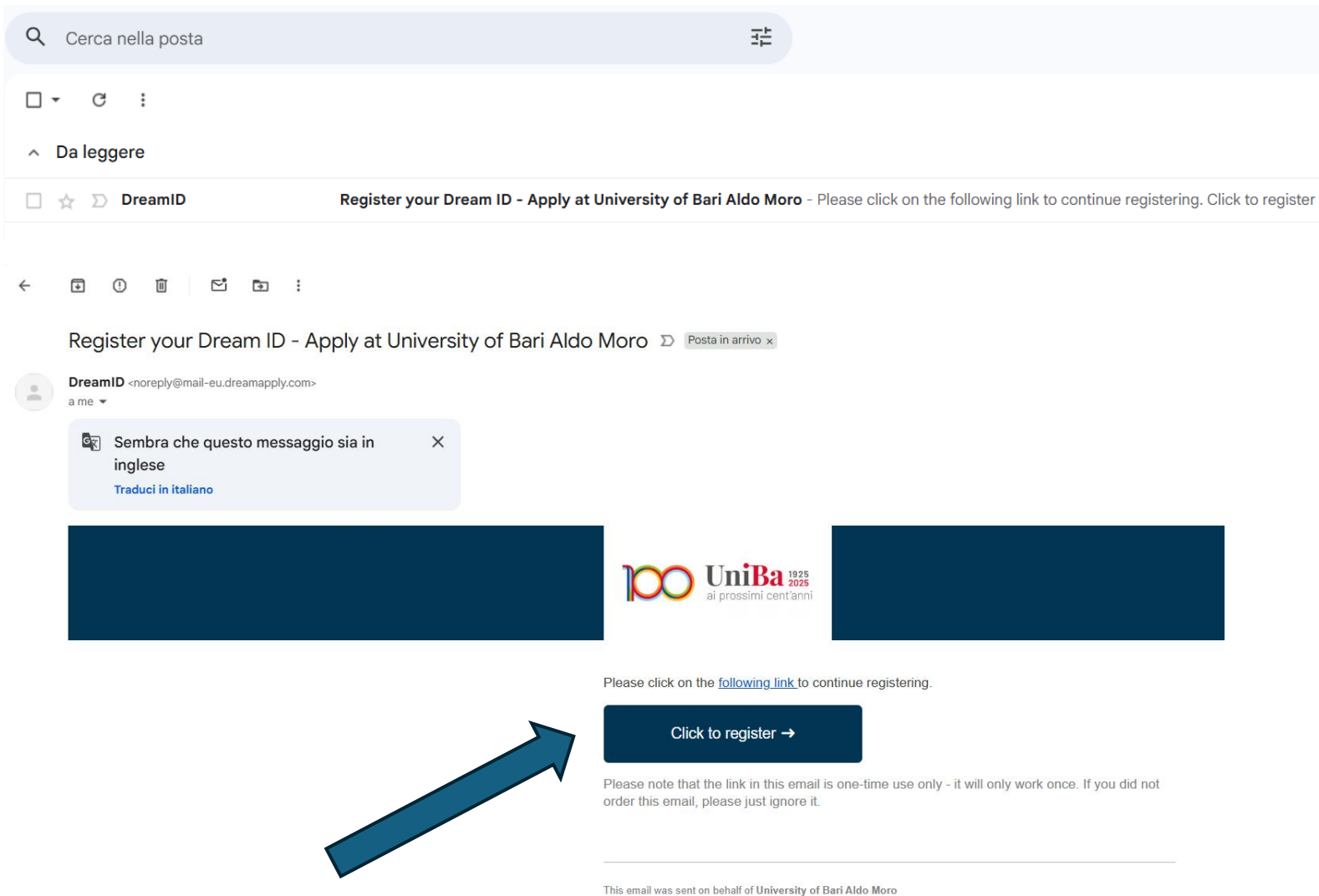
The email should arrive in a few minutes. If you are having issues, you can try to re-send the link.

[↻ Send me another link](#)


dream iD

[More information](#) [Privacy Policy](#)

✓ After entering your email, the page will display a PIN



- ✓ Access the inbox of the email you entered earlier
- ✓ Open the email
- ✓ Click the “Click to register” button



- ✓ A new page will open
- ✓ Write the PIN that was provided earlier (slide n.7)
- ✓ Click the “Verify” button



Complete your registration:

< cancel

Please fill in this form to complete your registration and continue logging in.

Your full name

John Smith

Please provide your full name exactly as it appears in your passport (or national ID card, if applicable).

Choose a password



Show

Please choose a strong password to protect your personal data.

too short

Register →

- ✓ Write your full name (first and last name)
- ✓ Choose a password
- ✓ Click the “Register” button



Select your citizenship




Please select your citizenship:

If nothing else matches: choose ▾

Why do we ask this?

We tried to guess your citizenship based on your current location. In case we are wrong, please correct it, so that you will see deadlines and requirements that apply specifically to you.

 Choose your citizenship from the options in the dropdown menu

Please fill in the following fields to finish creating your applicant account.

Your full name *

Your e-mail *

Your mobile phone (optional)

Your citizenship *

I have a reference code:

Here you can insert a reference code that you may have received. If you do not have a reference code, just leave this empty. It will not affect your application. Please note that a reference code is not the PIN code that might have been used earlier in the registration process.






Please keep in mind that you are only allowed to register one account in the application system. If you have lost your access, please use the password reminder facility or contact the admissions office.

I agree to the terms and conditions of data processing *
<https://www.uniba.it/it/ateneo/privacy>

I would like to receive your newsletter

Continue >

-  Verify your name and email
-  Write your mobile phone number
-  Click the checkbox “I agree to the terms and conditions of data processing”



Please fill in the following fields to finish creating your applicant account.

Your full name *

Your e-mail *

Your mobile phone (optional)

Your citizenship *

I have a reference code:

Here you can insert a reference code that you may have received. If you do not have a reference code, just leave this empty. It will not affect your application. Please note that a reference code is not the PIN code that might have been used earlier in the registration process.



Please keep in mind that you are only allowed to register one account in the application system. If you have lost your access, please use the password reminder facility or contact the admissions office.

I agree to the terms and conditions of data processing *
<https://www.uniba.it/it/ateneo/privacy>

I would like to receive your newsletter

Continue >



- ✓ Click on the “Select your category” section at the top right
- ✓ Choose your category *

Select your category

Applicant NOT requiring VISA

You are an Italian citizen, or EU citizen, or non-EU citizens with EU equivalent status (holders of residence permit as indicated in the following link: [International Students categories](#)).

Applicant requiring VISA

You are a citizen of a non-EU country and you do not reside in Italy or you do not possess the requirements to be treated as equivalent to EU citizens. You have to enter Italy with visa "D" (university enrolment), after the pre-enrolment request through the Embassy.

Applicant "Marco Polo"


You are a Chinese citizen taking part in the Marco Polo program and you are already in Italy with a residence permit for "studio/immatricolazione università", under the condition that you have already attended a 10- or 11-month Italian language course offered by Italian universities and language centers participating in the Project.

Applicant refugee with migratory background in Italy

You are an asylum seeker or a holder of an Italian residence permit for asylum and/or political refugee, international, humanitarian, subsidiary, special protection, etc.
This category also includes anyone fleeing from situations of war or armed conflict.

Why do we ask this?

Certain steps in the application process, such as applicable deadlines, application form questions or other tasks may depend on the category you choose here.

 Choose one of the following categories according to your status
*(Read carefully in the next slides the detailed characteristics of each category *)*

* Italian citizens, EU citizens, and non-EU citizens with EU equivalent status

- ✓ Hold citizenship of an EU country or of Norway, Iceland, Liechtenstein, Switzerland, or San Marino;
- ✓ Have dual citizenship with at least one EU citizenship;
- ✓ Are a non-EU citizen but hold specific Italian residence permits (long-term, work, family, asylum, special protection, religious reasons, or disaster-related);
- ✓ Are a non-EU citizen legally residing in Italy for at least one year with a secondary school qualification obtained in Italy;
- ✓ Are non-EU citizen and you hold a qualification obtained in Italy that gives access to the chosen degree programme. You also hold a valid residence permit for study purposes;
- ✓ Are enrolled in university courses or individual academic activities in Italy with a valid study permit and intend to transfer or continue in the next academic year;
- ✓ You or your family members work as diplomatic or international personnel based in Italy.

* Non-EU citizens residing abroad

- ✓ Are a non-EU citizen residing outside Italy;
- ✓ Do not meet the requirements to be treated as an EU equivalent status international student.

⚠ Need to enter Italy with a D visa for university enrollment, following pre-enrollment at the Italian diplomatic representation in your country ⚠

* Marco Polo Students

- ✓ Are a Chinese citizen participating in the Marco Polo program.

* Applicant refugee with migratory background in Italy

✓ You are an asylum seeker or a holder of an Italian residence permit for asylum and/or political refugee, international, humanitarian, subsidiary, special protection, etc.

⚠ This category also includes anyone fleeing from situations of war or armed conflict ⚠



Please fill in the following fields to finish creating your applicant account.

Your full name *

Your e-mail *

Your mobile phone (optional)

Your citizenship *

I have a reference code:

Here you can insert a reference code that you may have received. If you do not have a reference code, just leave this empty. It will not affect your application. Please note that a reference code is not the PIN code that might have been used earlier in the registration process.

Please keep in mind that you are only allowed to register one account in the application system. If you have lost your access, please use the password reminder facility or contact the admissions office.

I agree to the terms and conditions of data processing *
<https://www.uniba.it/it/ateneo/privacy>

I would like to receive your newsletter

Continue >



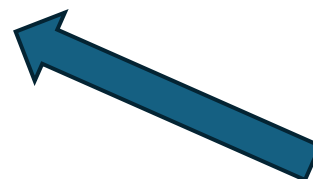
Make sure all the steps have been completed correctly
 Click the “Continue” button

< Next page >

Save as a draft Submit

- Course
- Profile
- Contacts
- Documents
- Checklist

+ Add a new choice



< Next page >

Save as a draft Submit

- ✔ Click on “Add a new choice”
- ✔ Select the course you wish to enroll in

Find courses

Once you have found a study opportunity with the search below, just click "Apply!" and you will be taken to the correct application form.

- Search all departments
- Choose specific departments

Type to search courses all types [Find courses](#)

Academic terms:

- Academic year

- Only show courses I can apply to


Study languages:

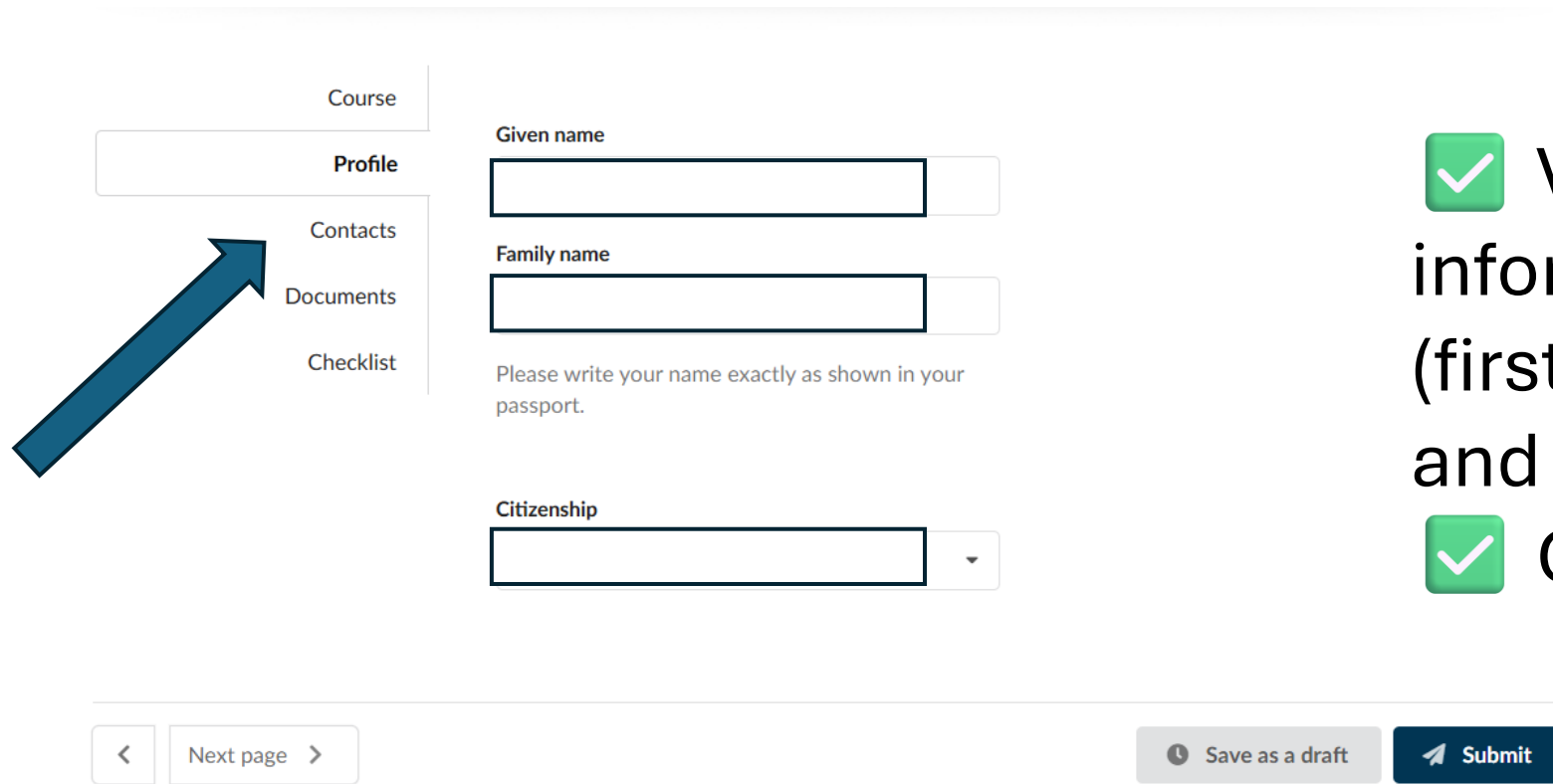
- Italian 121
- English 3

124
SEARCH RESULTS

[Copy and share](#)

1 2 3 >

 **Select your course**



Course

Profile

Contacts

Documents

Checklist

Given name

Family name

Please write your name exactly as shown in your passport.

Citizenship

< Next page >

Save as a draft

Submit

✔ Verify that your information are correct (first name, last name, and citizenship)

✔ Click on “Contacts”

The screenshot shows a user profile page with a sidebar menu on the left containing 'Course', 'Profile', 'Contacts', 'Documents', and 'Checklist'. A blue arrow points to the 'Checklist' item. The main content area has an 'Email *' field with a 'Change my email address' button below it. To the right is a 'Telephone' section with a note 'Please include the country code, e.g +372' and the number '12345678', and a 'Mobile' field with a green checkmark icon. At the bottom, there are 'Next page >' and 'Save as a draft' buttons, and a dark blue 'Submit' button.

- ✓ Verify that your information are correct (email, mobile phone)
- ✓ Click on “Checklist”

Course

Profile

Contacts

Documents

Checklist



Translation of documents

I have not yet attached the translation

blocks application



Passport or ID card

I have NOT yet attached my passport/ID card

blocks application



Statement of Value

I have NOT uploaded required document yet. I will upload the requested document to finalize the application.

needs attention



Statement of authenticity

I have NOT uploaded required document yet. I will upload the requested document to finalize the application.

needs attention



Academic suitability test

I have NOT yet uploaded an exam results

blocks application



Entry qualification

I have not uploaded my documents yet

blocks application



Application fee

I haven't paid the application fee yet


blocks application





Marksheets/Transcript of records

I have not uploaded my documents yet

blocks application

 The student must complete all tasks

 The image is for illustrative purposes only; specific tasks vary depending on the category and courses 



Instructions for uploading documents:

All documents you upload must be:

- ✓ Official (issued by an official and recognized institution)
- ✓ Valid (not expired)
- ✓ Complete
- ✓ Legible
- ✓ Clear



Check Secondary education

Secondary education specified

Task management

History

Delete

Please double-check whether you specified your secondary education. If you do not specify secondary education, your application will be automatically rejected.

Secondary application NOT specified

I haven't yet specified my secondary education. I am aware that my application cannot be processed until I specify secondary education information.

Secondary education specified

I have filled in all the required data for secondary education within my profile, Education section.

Other

Additional information to the applicant:


👁 Write your **Secondary Education** in the Education section of your profile. Make sure to include it even if you are enrolling in a Master's degree program.


✅ Click “Secondary education specified” to resolve the task



Universality pre-enrolment ID

Universality pre-enrolment submitted

 Task management

 History

 Delete

Universality pre-enrolment missing

I have not yet submitted the application on the Universality portal. I am aware that, in order to finalize the pre-enrolment procedure, I will need to submit the application on Universality and fill in the ID number on the "comments" section within this task.



Universality pre-enrolment submitted


I have submitted my pre-enrolment application on Universality. I have filled in the Universality ID number in the "Comments" section within this task.

Other

Additional information to the applicant:

 Write your **Universality ID** in the comments section.

 This task is only for non-EU students residing abroad 

 Click "Universality pre-enrolment submitted" to resolve the task

Translation of documents

I have not yet attached the translation

Entry qualification documents are accepted in the following languages:

Bachelor

English / Italian

Often you can get a suitable transcript from your school. If this is not the case, you will need official translation(s).


- I have not yet attached the translation
- I have attached the translations to the application
- The original documents are in an accepted language

If you have been instructed to attach documents, please do so below:





Click to select documents or simply drop them here

 [Click to see upload instructions](#)

 Upload the original document of entry qualification in accepted languages (Italian or English):

- If your school can provide an official entry qualification & transcript in an accepted language, you can use that
- If the entry qualification & transcript are not available in an accepted language, you must provide an official sworn translation in Italian or English

 Click on the gray cloud icon to upload your documents

 Click “I have attached the translation in the application” to resolve the task

Passport or ID card


I have NOT yet attached my passport/ID card

You must attach a scanned copy of your passport or national ID card, preferably with at least two years until the expiration date.

ATTENTION: If you are an extra-UE student, you MUST provide your passport.


- I have NOT yet attached my passport/ID card
- I have attached the required document


If you have been instructed to attach documents, please do so below:




Click to select documents or simply drop them here

 [Click to see upload instructions](#)

 Attach a scanned copy of your passport or national ID card (only for EU students)

 Click on the gray cloud icon to upload your documents

 Click “I have attached the required document” to resolve the task



Statement of Value

I have NOT uploaded required document yet. I will upload the requested document to finalize the application.

Please upload one of the following documents:

- **Statement of Comparability** issued by Cimea
- **Declaration of Value (DoV)** issued by the Italian Diplomatic mission.
- **Statement of Correspondence of the diploma from ARDI**, if the diploma has been achieved in one of the Countries listed in the following Automatic Recognition Database ARDI: ardi.cimea.it/en you can download it [here](#)
- **Diploma supplement** if it is recognized in Italy.

- I have NOT uploaded required document yet. I will upload the requested document to finalize the application.
- I have upload Statement of Comparability/Correspondence (Ardi) issued by Cimea or Declaration of Value (Dov) issued by the Italian Diplomatic mission.

If you have been instructed to attach documents, please do so below:



Click to select documents or simply drop them here

[i](#) Click to see upload instructions

👁 Upload one of the following documents:

- **Statement of Comparability** issued by [CIMEA](#)
- **Declaration of Value (DoV)** issued by the Italian Diplomatic Mission
- **Statement of Correspondence of the diploma from [ARDI](#)**
- **Diploma Supplement of your bachelor degree, if it is recognized in Italy**

✅ Click on the gray cloud icon to upload your documents

✅ Click “I have upload ... Diplomatic mission” to resolve the task



Statement of authenticity

I have NOT uploaded required document yet. I will upload the requested document to finalize the application.

Please upload Statement of Verification issued by Cimea or legalization/apostille.

- I have NOT uploaded required document yet. I will upload the requested document to finalize the application.
- I have attached the required document(s).

If you have been instructed to attach documents, please do so below:



Click to select documents or simply drop them here

[Click to see upload instructions](#)

- 👁 Upload one of the following:
 - Statement of Verification issued by [CIMEA](#)
 - Legalization of your entry qualification issued by the Italian Diplomatic Mission
 - Apostille on your entry qualification, if available in the country where the title was issued

- ✅ Click on the gray cloud icon to upload your documents
- ✅ Click “I have attached the required document(s) to resolve the task ”



Academic suitability test

I have NOT yet uploaded an exam results

If available, please upload the certificate of passing the academic suitability test (National exam results).

Examples: Selectividad in Spagna, Prova de Aferiçao o Prova Geral de Acesso ao Ensino Superior in Portugal, ecc.

- I have NOT yet uploaded an exam results
- I have attached the required document.
- National exam is NOT available in my country

If you have been instructed to attach documents, please do so below:



Click to select documents or simply drop them here

[Click to see upload instructions](#)

👁 If available, upload the certificate of passing your national academic suitability test

✅ Click on the gray cloud icon to upload your documents, if available

✅ Click according to your case


Entry qualification

I have not uploaded my documents yet

You must scan and attach the original diploma or degree.


- I have not uploaded my documents yet
- I don't have the official diploma but I can provide a provisional one
You should attach all other documents when you have completed your studies
- I have attached all the required documents to my application



If you have been instructed to attach documents, please do so below:



Click to select documents or simply drop them here

 [Click to see upload instructions](#)

 Scan and attach the original diploma or degree certificate

-  Click on the gray cloud icon to upload your documents
-  Click “I have attached ... my application to resolve the task”



Application fee

I haven't paid the application fee yet


Here you can find the bank coordinates:

- Bank Intesa Sanpaolo SPA
- Account name holder: Università degli studi di Bari Aldo Moro
- IBAN: IT48X0306904013100000300280
- Codice BIC: BCITITMM

Please specify the reason for the bank transfer: ID
number.name.surname DreamApply

- I haven't paid the application fee yet
- I have provided the payment receipt

Se le è stato richiesto di allegare dei documenti, lo faccia qui sotto:



Clickare per selezionare i documenti o inserirli qui

[i Click to see upload instructions](#)

👁️ Attach the relevant proof of your €30 application fee payment *.

⚠️ Refugee students are exempt from paying this application fee ⚠️

✅ Click on the gray cloud icon to upload your documents

✅ Click “I have provided the payment receipt to resolve the task”

* Bank coordinates:

- Bank Intesa Sanpaolo SPA
- Account name holder: Università degli studi di Bari
Aldo Moro
 - IBAN: IT48X0306904013100000300280
 - Codice BIC: BCITITMM

Specify the reason for the bank transfer: ID
number.name.surname DreamApply



Marksheets/Transcript of records

I have not uploaded my documents yet

You must scan and attach final marksheets or transcript of records.

- I have not uploaded my documents yet
- I don't have the official marksheets/transcript but I provide the predicted marks/provisional transcript.
You should attach all other documents when you have completed your studies
- I have attached all the required documents to my application

If you have been instructed to attach documents, please do so below:



Click to select documents or simply drop them here

[i Click to see upload instructions](#)

👁 Scan and attach your final marksheets or transcript of records

- ✅ Click on the gray cloud icon to upload your documents
- ✅ Click according to your case



Proof of Italian language proficiency

I have NOT yet uploaded a language certificate

Please attach relevant proof of your Italian language proficiency.

Bachelor

Italian

Non-eu students residing abroad who would like to enroll in a study course completely taught in Italian, have to prove their knowledge of the language through an Italian language test.

The test will be organized by the CLA (University Language Centre), only after pre-registration on the University portal.

To find out how to register consult the website at this [page](#)

The following categories are excluded from this obligation:

1. students who intend to enroll in degree courses in English;
2. students in possession of an Italian language certification of level B2 or higher (such as CILS, CELI, Roma3 or PLIDA).

- I have NOT yet uploaded a language certificate
- I do NOT have a required certificate and would like to apply for oral language test
- I do not need to take a language test.
I am an Italian citizen, or EU citizen, or non-EU citizens with EU equivalent status, including refugees, or I have an Italian qualification
- I have attached sufficient proof of my Italian B2 level

If you have been instructed to attach documents, please do so below:



Click to select documents or simply drop them here

[Click to see upload instructions](#)

👁️ Attach proof of your Italian language proficiency, at least at B2 level (If you do not have a certification, you can take the exam with the [University Language Centre - CLA](#)).

⚠️ This task only appears for future students who require a visa and choose a program taught in Italian ⚠️

✅ Click on the gray cloud icon to upload your documents

✅ Click according to your case



Proof of English language proficiency

I have attached sufficient proof of my English level

Task management

History

Delete

Please attach relevant proof of your English language proficiency.

Master's degree

English

English - B2 Level

Please consult the Regulation of the course that you can find on the course description (scheda corso) at the following [link](#)

- I have NOT yet uploaded a language certificate
🔔 Sends a reminder every 30 days
- I do not have a certificate. My language level will be assessed by the competent Department, as per related regulations.
- I do not need to take a language test (e.g. I am a native speaker or I have a qualification resulting from a path of study in English language)
- I have attached sufficient proof of my English level
- Approved
- Other

If you want to attach documents to this task you can do so below:



Click to select documents or simply drop them here

[Click to see upload instructions](#)

👁 Attach your proof of English proficiency

⚠ This task only appears for future students who choose a program taught in English ⚠

✅ Click on the gray cloud icon to upload your documents

✅ Click according to your case



Residence permit

I have submitted a valid document from those listed

Task management

History

Delete

Please provide one of the following:

- Valid Italian residence permit (or the receipt of the request or of the renewal)
- Valid UE long-term residence permit
- Refugee card
- Travel document for refugees
- Certification of residence in war-affected countries.

- I have NOT uploaded required documentation yet
- I have submitted a valid document from those listed
Non-EU citizens with EU equivalent status. Please, refer to [International Students categories](#) for further information.
- Approved
- Other

If you want to attach documents to this task you can do so below:

Click to select documents or simply drop them here

[Click to see upload instructions](#)


- 👁 Please provide one of the following documents:
 - Valid Italian residence permit (or the receipt of the request or renewal)
 - Valid EU long-term residence permit
 - Refugee card
 - Travel document for refugees
 - Certification of residence in war-affected countries

⚠ This task only appears based on the selected status and chosen citizenship ⚠

- ✅ Click on the gray cloud icon to upload your documents
- ✅ Click according to your case

Substitute documentation

I have attached all my substitute documentation

 Task management

 History

 Delete

Please fill this in with instructions to the applicant.

Only for asylum seekers or a holder of an Italian residence permit for asylum and/or political refugee, international, humanitarian, subsidiary, special protection, etc., is possible to provide substitutive documentation such as:

- EQPR
- Cimea certificates for refugees
- Eligibility letter for enrollment issue by UNIBA's CAP (Centro per l'Apprendimento Permanente)


- I have NOT yet uploaded the required documents.
- I have attached all my substitute documentation
 - EQPR
 - Cimea certificates for refugees
 - Eligibility letter for enrollment issued by UNIBA's CAP (Centro per l'Apprendimento Permanente)
- I don't need to provide substitute documentation
 - You must select this option if you have already submitted your complete documentation in the other tasks.
- Other

If you want to attach documents to this task you can do so below:






Click to select documents or simply drop them here

 [Click to see upload instructions](#)

 Submit alternative documentation to complete your application. The following documents are accepted as substitute proof of eligibility:

- EQPR (European Qualifications Passport for Refugees)
- CIMEA certificates for refugees
- Eligibility letter for enrollment issued by UNIBA's CAP (Centro per l'Apprendimento Permanente)

 This task only appears for refugee students based on their selected status and chosen citizenship 


 Click on the gray cloud icon to upload your documents

 Click according to your case

Marco Polo - Italian language certificate

I haven't provided my Italian language certificate


 Task management

 History


 Delete



- I haven't provided my Italian language certificate
- I have attached my Italian language certificate issued by the Body where I attended the language course.
- Other



If you want to attach documents to this task you can do so below:


Click to select documents or simply drop them here

 [Click to see upload instructions](#)

 Attach your Italian language certificate

 This task only appears for students who have selected the Marco Polo category 

-  Click on the gray cloud icon to upload your documents
-  Click “I have attached my Italian language certificate... course to resolve the task”

✓ **Check Secondary education**
Secondary education specified
resolved

✓ **University pre-enrolment ID**
University pre-enrolment submitted
resolved

✓ **Application fee**
I have provided the payment receipt
resolved

✓ **Translation of documents**
I have attached the translations to the application
resolved

✓ **Academic suitability test**
resolved

✓ **Statement of Value**
I have upload Statement of Comparability/Correspondence (Ardi) issued by Cimea or Declaration of Value (Dov) issued by the Italian Diplomatic mission.
resolved

✓ **Statement of authenticity**
I have attached the required document(s).
resolved

✓ **Entry qualification**
I have attached all the required documents to my application
resolved

✓ **Marksheets/Transcript of records**
I have attached all the required documents to my application
resolved


✓ **Passport or ID card**
I have attached the required document
resolved

✓ **Proof of Italian language proficiency**
Approved
closed

✓ All completed tasks will display a grey check mark next to each item

✓	Translation of documents The original documents are in an accepted language resolved
✓	Passport or ID card I have attached the required document resolved
✓	Statement of Value I have upload Statement of Comparability/Correspondence (Ardi) issued by Cimea or Declaration of Value (Dov) issued by the Italian Diplomatic mission. resolved
✓	Statement of authenticity I have attached the required document(s). resolved
✓	Academic suitability test I have attached the required document. resolved
✓	Entry qualification I have attached all the required documents to my application resolved
✓	Application fee I have provided the payment receipt resolved
✓	Marksheets/Transcript of records I have attached all the required documents to my application resolved

✓ Click on the "Submit" button to submit your application



Save as a draft Submit

⚠ Attention ⚠

✓ Please make sure that the application is submitted. If the application is not submitted, it will remain in draft status and will not be forwarded to the University for evaluation.

✓ If you are waiting to receive certain supporting documents regarding the value and authenticity of foreign qualifications, please submit the application anyway and upload the missing documents as soon as they become available. Please note that all required documents must be uploaded before the published deadline.

For further assistance, please refer to the following contact details:

U.O. Studenti Internazionali

E-mail: uo.studentiinternazionali@uniba.it

PEC: universitabari@pec.it

For more details, you can also visit the official page:

<https://www.uniba.it/it/studenti/segreterie-studenti/studenti-stranieri/studenti-stranieri>



UNIVERSITÀ
DEGLI STUDI DI BARI
ALDO MORO