





1° PASSO: SITO THUMBS UP

Come prima cosa è necessario collegarsi al nostro sito:

www.thumbsupweb.org



2° PASSO: SITO THUMBS UP

Nella sezione THUMBS UP MAP troverete, in fondo alla pagina, la possibilità di scegliere il vostro questionario.

CHOOSE YOUR TEST AND START

There are two versions of Thumbs Up Map: one for high school's students and one for young people up to 18 years old. Each version is available in English and in Italian.

HIGH-SCHOOL STUDENTS

This test is recommended for high school students up to 16 years old, who need to choose their university or carrier opportunity or for students who are looking for a stage and need to increase their self-awareness and prepare their first CV.

NOT ONLY! This version is recommended also for students who have just taken their High School Diploma and needs orientation.

ENG ITA

University

This test is recommended for young people who have already started their educational path after high school diploma, or have finished it and needs to be oriented.

Companies who needs to do preselection for young people can use this version.


WATCH OUT! This version is not recommended for students which are older than 28/30 years old. They would find questions which would not be in line with their life style

ENG ITA



3° PASSO: REGISTRAZIONE

Prima di procedere con il questionario è necessario effettuare la registrazione:





4° PASSO: REGISTRAZIONE

Dopo aver compilato tutti i campi, clicca sul pulsante

REGISTER:

THUMBSUP

REGISTER

FIRST NAME

LAST NAME

CURRENT COUNTRY

CURRENT CITY

BIRTH COUNTRY

BIRTH DATE

GENDER

EMAIL

PASSWORD

REPEAT THE PASSWORD


DECLARATION OF CONSENT TO HANDLING OF DATA
I, the undersigned, declare that I have received, read and understood the information pursuant to art. 13 of Legislative Decree 196/2003 in particular as regards the rights recognized to me by the Law ex art. 21 D.Lgs. 196/2003, and give my consent to the handling of my personal data by the means and for the ends set out in the privacy policy, and in any case strictly for the purposes of the management or the contractual relationship. [Privacy Statement](#)

REGISTER



5° PASSO: REGISTRAZIONE

Per procedere con la registrazione, accedere alla propria casella di posta e cliccare sul link per confermare la mail:





6° PASSO: LOGIN

Il link della mail vi indirizza al login dove dovete inserire le vostre credenziali: mail e password

LOGIN

INSERT YOUR LOGIN INFORMATION

PASSWORD

[Have you forgotten your password?](#)


LOGIN

[Register](#)



7° PASSO: INSERIMENTO VOUCHER

Inserire ora il voucher: **Inserire Voucher**





8° PASSO: SVOLGIMENTO QUESTIONARIO

Ora siete sulla vostra dashboard dove troverete il questionario da voi scelto pronto all'uso.

NEW

**THUMBS UP MAP FOR
YOUNG PROFESSIONALS ...**

AVAILABLE FROM 24/11/2016

INFO

0%

START THE TEST



BUON LAVORO!

Nel caso incontraste difficoltà, potete chiedere chiarimenti scrivendo a: support@thumbsupweb.org

Terminato il questionario, riceverete dopo 24 ore una mail con la comunicazione della pubblicazione del report. Cliccando il link della mail andrete alla dashboard dove potrete visionarlo.

